



UNIVERSITY OF CAMBRIDGE INTERNATIONAL EXAMINATIONS
International General Certificate of Secondary Education

GEOGRAPHY

0460/41

Paper 4 Alternative to Coursework

May/June 2011

INSERT

1 hour 30 minutes

READ THESE INSTRUCTIONS FIRST

This Insert contains Figs 1 and 2 for Question 1 and Figs 4 and 6 and Tables 3 and 4 for Question 2.

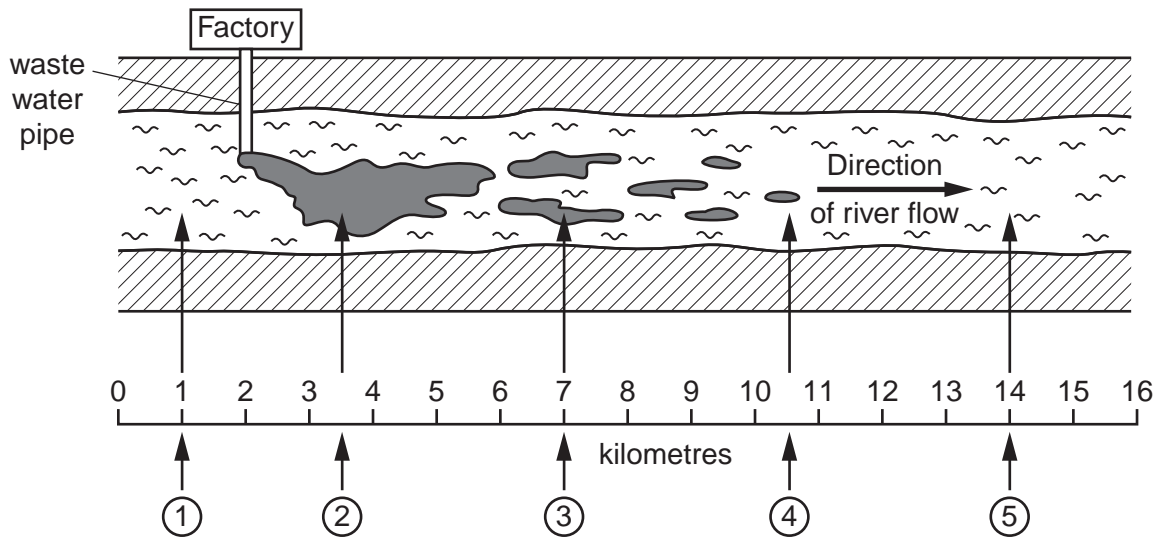
The Insert is **not** required by the Examiner.

This document consists of **7** printed pages and **1** blank page.



Fig. 1 for Question 1

Results of study into pollution of the river



Key

① Testing site for Hypothesis 2

☛ Visible pollutants

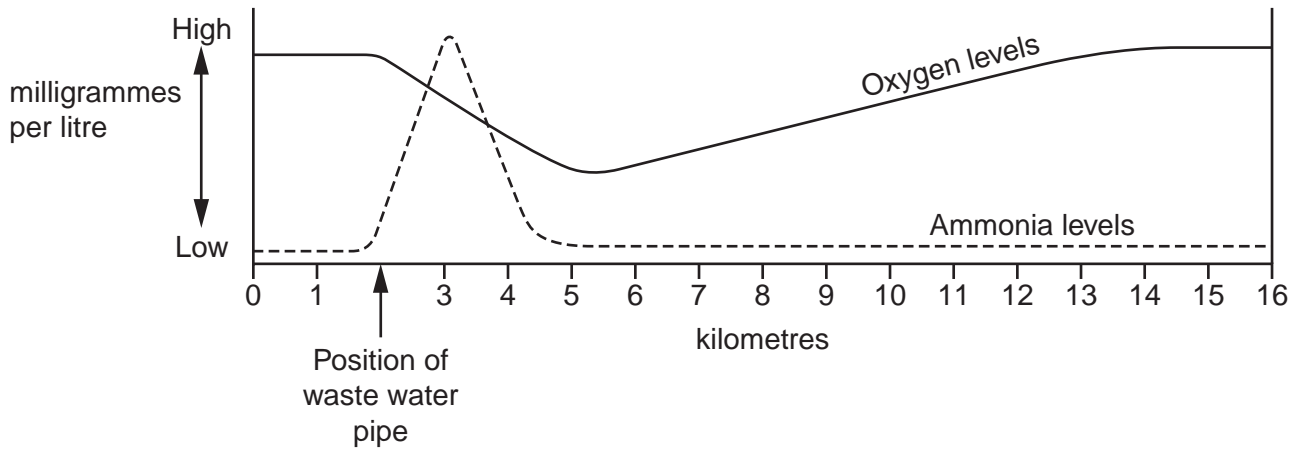


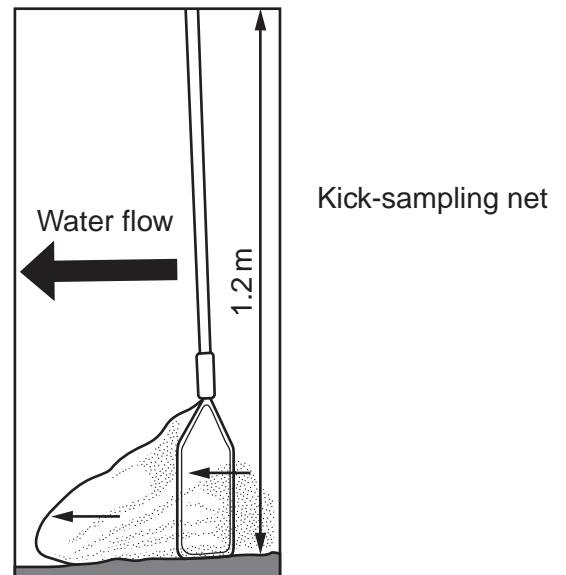
Fig. 2 for Question 1

Pollution investigation using indicator species

Many animals which live on the river bed cannot survive if the water quality is poor. When certain animal species are found in the river this tells you about the quality of the water. These are called indicator species which are shown on the Biotic Index.

To find these animal species the river bed should be gently disturbed for 30 seconds by gentle kicking to dislodge the stones (this is called kick-sampling). Catch the animals which are washed into a net and then empty the net into a tray to count and identify the species. Put the animals back in the river after identifying them. Do the test at least three times at each investigation site.

Use the Biotic Index to compare the level of pollution at different sites.



Biotic Index

← Unpolluted Quality of water Very polluted →

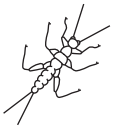





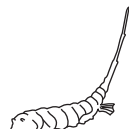

| | | | | | | | | |
|----------------|---|---|---|---|---|---|---|---|
| |  |  |  |  |  |  |  |  |
| Animal species | Stonefly | Mayfly | Caddis fly | Shrimp | Water louse | Leech | Rat-tailed maggot | Bloodworm |
| Biotic | 10 | 8 | 7 | 6 | 5 | 3 | 3 | 2 |

Fig. 4 for Question 2

Tourist questionnaire

We are doing a tourism survey as part of our *Geography* coursework. Please will you answer the following questions?

1. Which continent do you come from?

- | | | |
|----------------------------------|--|--|
| <input type="checkbox"/> Asia | <input type="checkbox"/> Africa | <input type="checkbox"/> Europe |
| <input type="checkbox"/> Oceania | <input type="checkbox"/> North America | <input type="checkbox"/> South America |

2. What are the main physical attractions you are visiting whilst in Chiang Mai?

- | | |
|--|---|
| <input type="checkbox"/> Mae Klang waterfall | <input type="checkbox"/> Doi Inthanon Mountain |
| <input type="checkbox"/> Fang Hot Springs | <input type="checkbox"/> Botanical Gardens |
| <input type="checkbox"/> Elephant camp | <input type="checkbox"/> Orchid and Butterfly farms |
| <input type="checkbox"/> Ob Luang Gorge | |

3. What are the main human attractions you are visiting whilst in Chiang Mai?

- | | |
|---|---|
| <input type="checkbox"/> Hill tribe villages | <input type="checkbox"/> National museum |
| <input type="checkbox"/> Shopping at the night bazaar | <input type="checkbox"/> Buddhist temples |
| <input type="checkbox"/> Bhubing Palace | <input type="checkbox"/> Muang Kung Earthenware village |
| <input type="checkbox"/> Royal pagodas | |

4. Overall which attracted you most to Chiang Mai?

- | | |
|---|--|
| <input type="checkbox"/> Physical attractions | <input type="checkbox"/> Human attractions |
|---|--|

Thank you for your time.

Table 3 for Question 2

Answers to Questions 2, 3 and 4 of tourist questionnaire

| Q2 Physical attractions | Number of visits made |
|--------------------------------|------------------------------|
| Mae Klang waterfall | 35 |
| Doi Inthanon Mountain | 48 |
| Fang Hot Springs | 17 |
| Botanical Gardens | 12 |
| Elephant camp | 34 |
| Orchid and Butterfly farms | 6 |
| Ob Luang Gorge | 18 |
| Total | 170 |
| | |
| Q3 Human attractions | Number of visits made |
| Hill tribe villages | 23 |
| National museum | 10 |
| Shopping at the night bazaar | 45 |
| Buddhist temples | 37 |
| Bhubing Palace | 6 |
| Muang Kung Earthenware village | 11 |
| Royal pagodas | 8 |
| Total | 140 |
| | |
| Q4 Overall opinion | Number of tourists |
| Physical attractions | 38 |
| Human attractions | 32 |

Fig. 6 for Question 2

Local people questionnaire

We are doing a tourism survey as part of our *Geography* coursework. Please will you answer the following questions?

1. Do you live in Chiang Mai?

Yes

No

(Finish interview if 'No')

2. What do you think are the main positive impacts of tourism in Chiang Mai?

Number your first and second choices '1' and '2'.

More jobs and income

Improved standard of living

More modern services

Cleaner environment

Improved infrastructure e.g. airport, roads

Reduction in crime

Greater range of goods in shops

Local people have greater global awareness

3. What do you think are the main negative impacts of tourism in Chiang Mai?

Number your first and second choices '1' and '2'.

Noise pollution

Air pollution

Traffic congestion

Increase in crime

Decline of traditional culture and way of life

Increase in litter

Increase in cost of living

Destruction of natural environment for hotels, shops etc.

4. Overall do you think tourism has a positive or negative impact in Chiang Mai?

Positive

Negative

Thank you for your time.

Table 4 for Question 2

Answers to Questions 2, 3 and 4 of local people questionnaire

| Q2 Positive impacts of tourism | First choice | Second choice | Total score using formula |
|--|---------------------|----------------------|----------------------------------|
| More jobs and income | 27 | 15 | 69 |
| Improved standard of living | 7 | 12 | 26 |
| More modern services | 2 | 6 | 10 |
| Cleaner environment | 3 | 1 | 7 |
| Improved infrastructure | 8 | 6 | 22 |
| Reduction in crime | 1 | 12 | 14 |
| Greater range of goods in shops | 6 | 6 | 18 |
| Local people have greater global awareness | 7 | 3 | 17 |
| Total | 61 | 61 | |

| Q3 Negative impacts of tourism | First choice | Second choice | Total score using formula |
|--|---------------------|----------------------|----------------------------------|
| Noise pollution | 4 | 7 | 15 |
| Air pollution | 16 | 10 | |
| Traffic congestion | 17 | 14 | 48 |
| Increase in crime | 3 | 4 | 10 |
| Decline of traditional culture and way of life | 7 | 5 | 19 |
| Increase in litter | 3 | 7 | 13 |
| Increase in cost of living | 4 | 9 | 17 |
| Destruction of natural environment | 7 | 5 | 19 |
| Total | 61 | 61 | |

| Q4 Overall impact of tourism | Answers |
|-------------------------------------|----------------|
| Positive | 53 |
| Negative | 8 |

BLANK PAGE

Permission to reproduce items where third-party owned material protected by copyright is included has been sought and cleared where possible. Every reasonable effort has been made by the publisher (UCLES) to trace copyright holders, but if any items requiring clearance have unwittingly been included, the publisher will be pleased to make amends at the earliest possible opportunity.

University of Cambridge International Examinations is part of the Cambridge Assessment Group. Cambridge Assessment is the brand name of University of